

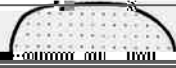

Fig 1. Generation of hematopoietic progenitors from stem cells.

用に使われている。これは一面球（特に晒粘球）

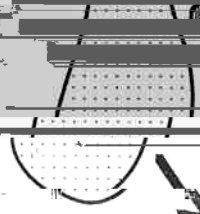
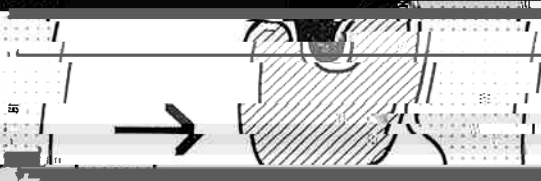
ハルナ球造りの生面田了し、アは、H.C. (1000) 1. 2.

1#6

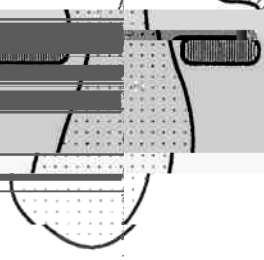
II-6P




0. M W W



signal





20000

10000

0

[REDACTED]

[REDACTED]

[REDACTED]

Ms. B

0

45

0

0

[The majority of this page is obscured by heavy horizontal black bars, rendering the text illegible.]

	0	0	1
	3.3	22.7	35.7
	0	0	0
	0.9	2.0	6.0
	1.7	4.3	10.7
	1.3	0	25.3

[The bottom portion of the page is also obscured by heavy horizontal black bars, rendering the text illegible.]



IL-6R


IL-6R

3'AOX1(TT)

Fig. 4 A


3'AOX1(TT)

construction of *Pichia pastoris* expression vector pPIC9-sIL-6R-spl



IL-6, conc ( $\mu\text{g}/\text{ml}$ )

(c)



Abs. at 405 nm

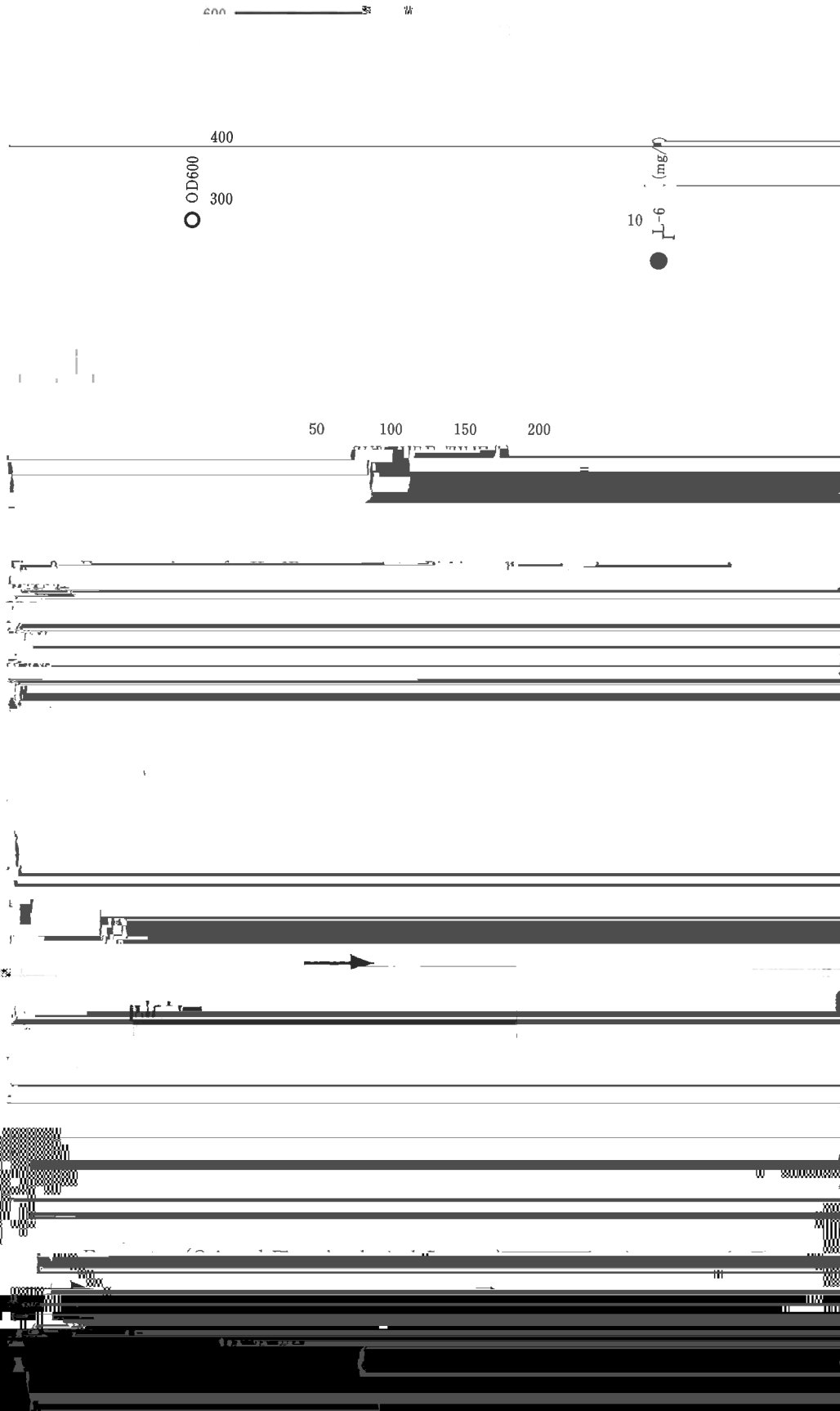
1/10000

[The table content is completely obscured by heavy horizontal and vertical scanning artifacts.]

Table 3 Comparison of BMMX and FM93

[The table content is completely obscured by heavy horizontal and vertical scanning artifacts.]








Fig. 8

第2章 物性の検討 (1) 主成分分析による検討

[The following text is heavily obscured by horizontal black bars, rendering it illegible. It appears to be a multi-paragraph section of a research report.]

