

[Heavily distorted and illegible text block]

[Heavily distorted and illegible text block]

[Heavily distorted and illegible text block]

[Heavily distorted and illegible text block]

[Heavily distorted and illegible text block]

11A-1000

10. 11A-1000

11. 11A-1000

Sample

Computer unit





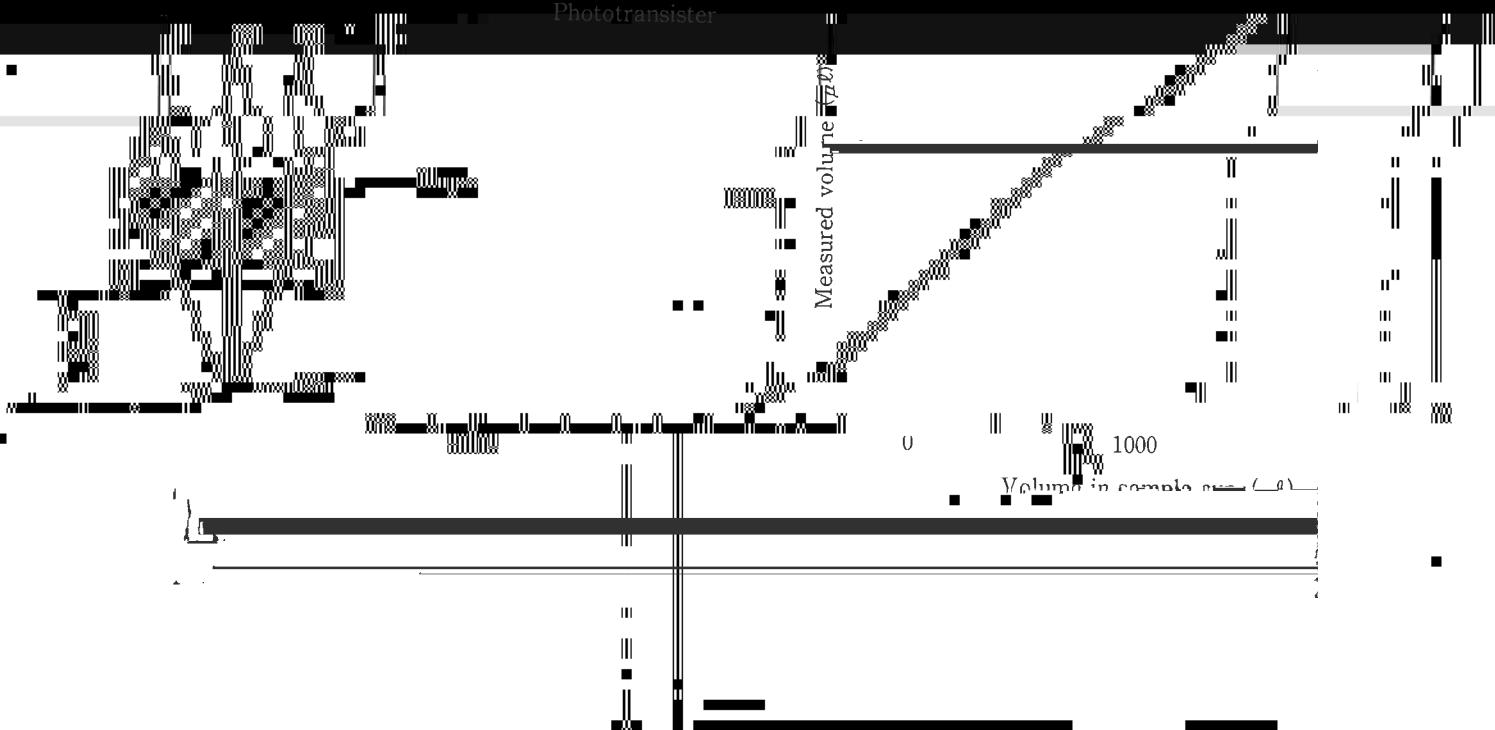
Phototransistor

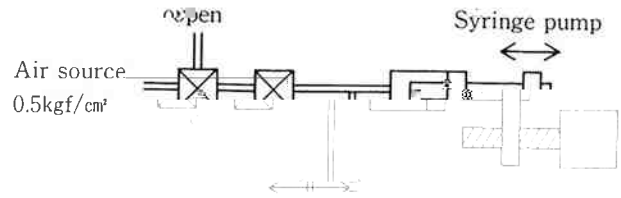
Measured volume (ml)

0

1000

Volume in sample (ml)





-0.5
kgf/cm²

Dispense
preheater

Dispense

Pin Sample

Pressure bottle

Fig. 5. Block diagram of the system.




dump

△
bottle

Wash solution

Wash

← Sprayer



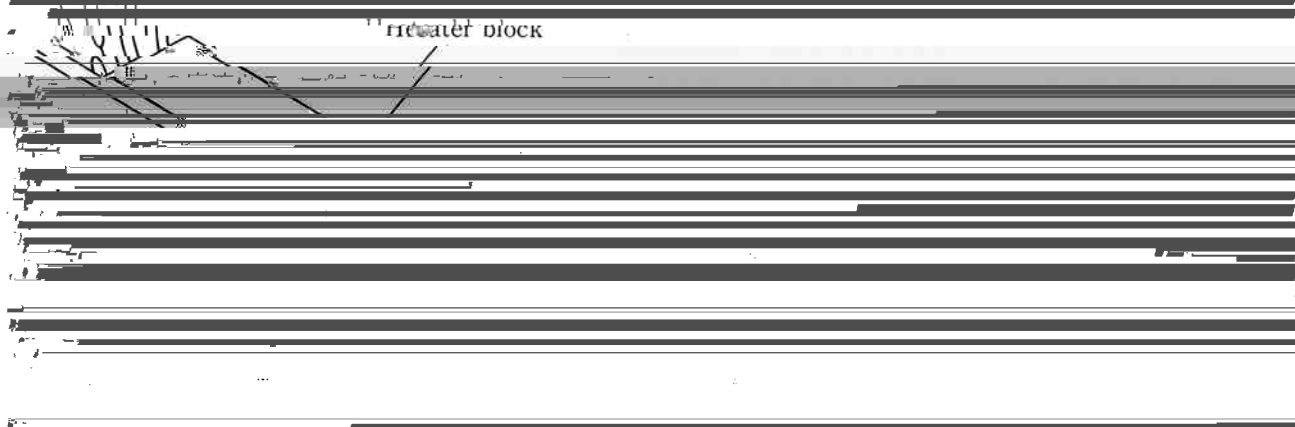
Heater

Substrate



Thermistor

Water block



Nozzle



Out put

Fig. 10. Wave form diagram





Figure 10. Wave form diagram



- Seal break
- Sampling system

Fig. 12 Control system of ATA-1200

- Transfer of incubation block

- Fluorescence detector

- Stock inventory

Final report


Destination report

Master report

Stat report



光增加法... (Faint text, possibly a title or description for the graph below)



1	5.5	5.4	5.5	24.3	20	30	47.6	50.6	46.0
---	-----	-----	-----	------	----	----	------	------	------

