



嘉 弘

小
大




Feed Pump



(l/m²·hr)

Flux
(l/m²·hr)

50
Line velocity (cm/sec)



$\Delta P - \Delta \pi$

明列施温法系以...
争ノレ

$$\frac{1}{R_M + R_G} = \frac{1}{\rho(D + \rho D)} = (1.0)$$

Flux

(l/m²·hr)

50
40
30
20
10
0

10
5
0

0 10 20 30 40 50 60 70 80 90 100

