

中  
石

志, 松  
治, 山

勝

村  
川  
藤

互

本  
本

也  
学

1. はじめに

Only label reagents  
having no absorp-  
tion or fluorescen-

available		Reaction rate
has to S		fast
ca		degradation
produ- De		of spectra
effects		be applied
ble On		stable and inst
be cts		can
Di		available



Detector

Visible

Fluorescence

Fluorescence

Primary and Primary

Secondary

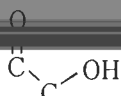
amines

-NRH :

440nm

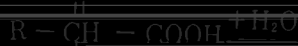
MEASURE  
GASOMETRIC

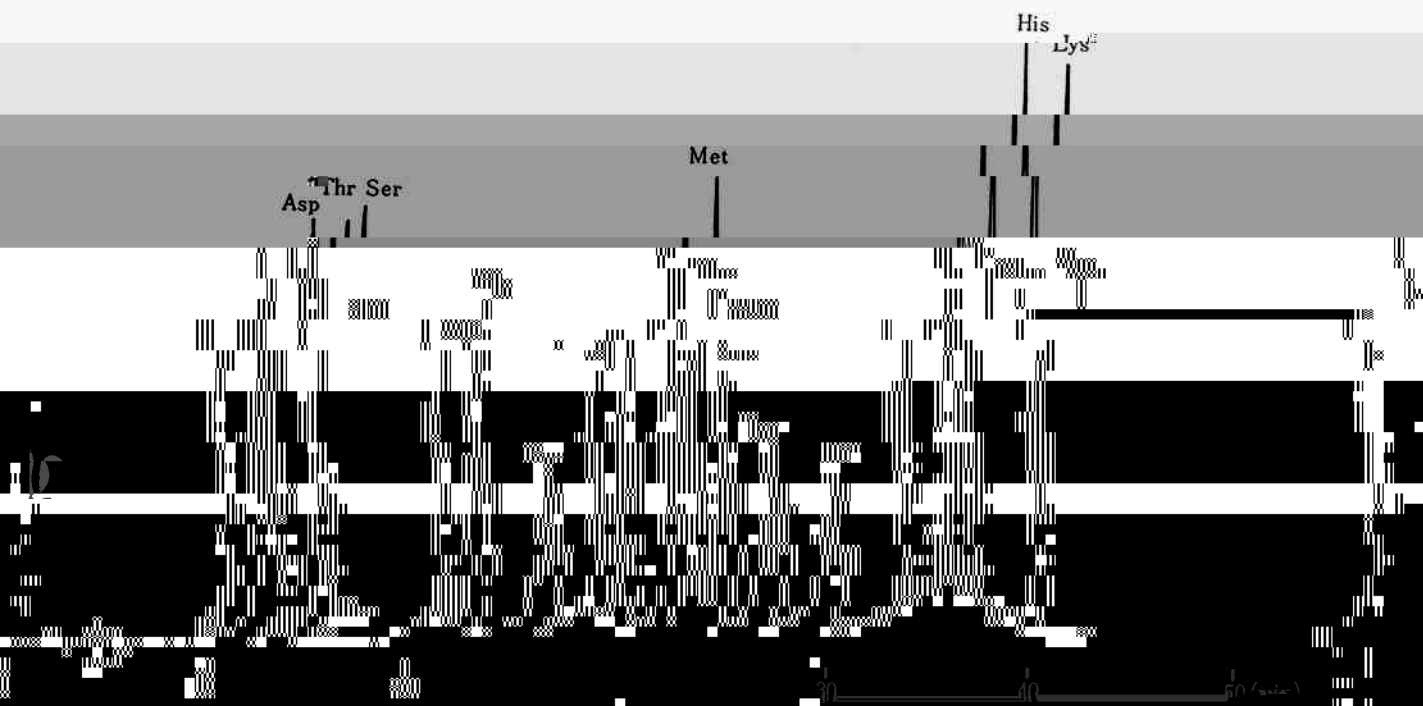
ALLOY



ROHS 1 co.


NINHYDRIN






Column : IEX-215SC, 4mmI.D. x 15cm

Fluent : Citrate





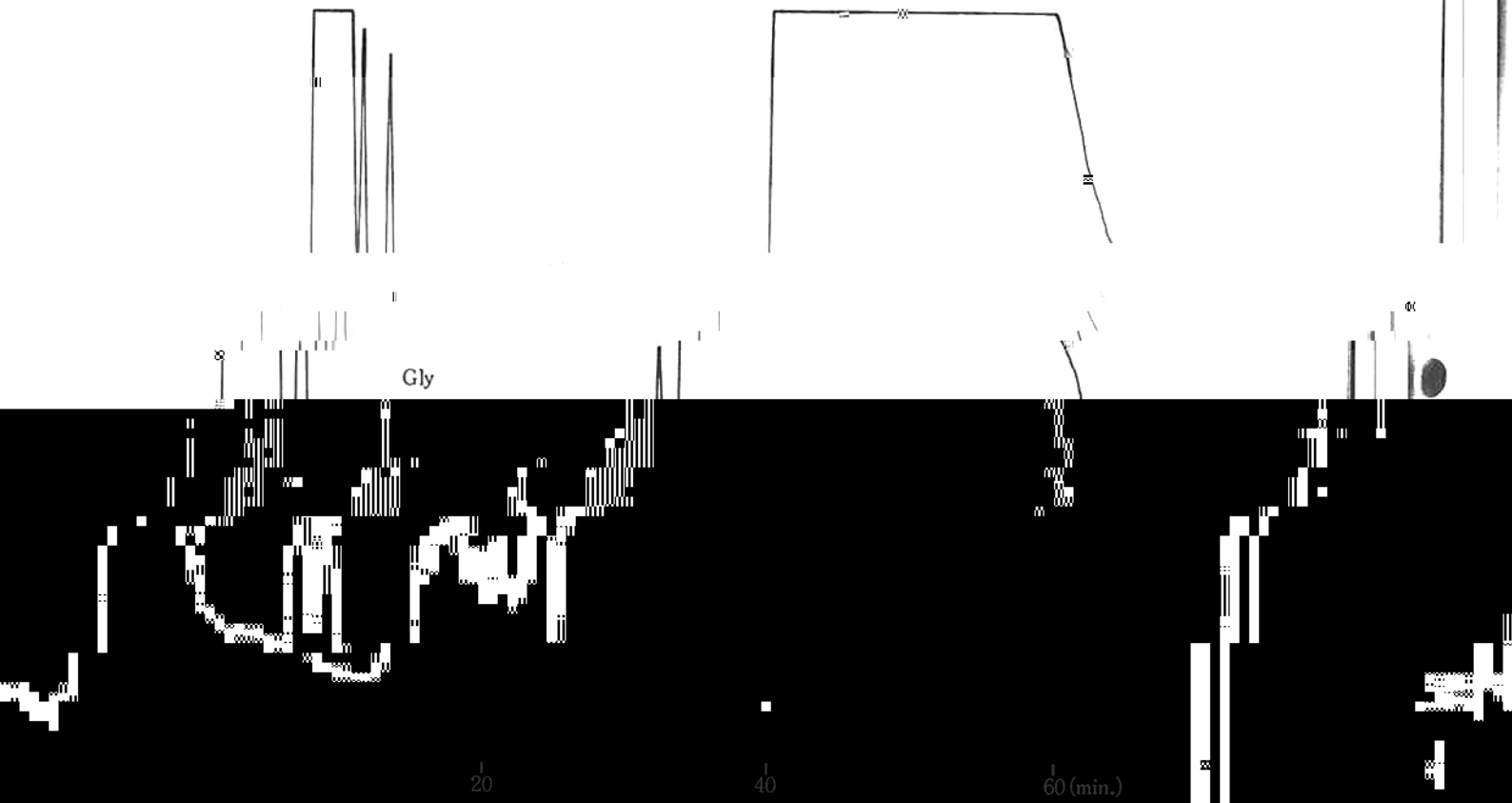



Fig. 6 The Chromatogram of Glycine

反応生成物は 495 nm での吸収係数 (Absorbance) を測定する。








10

10

10

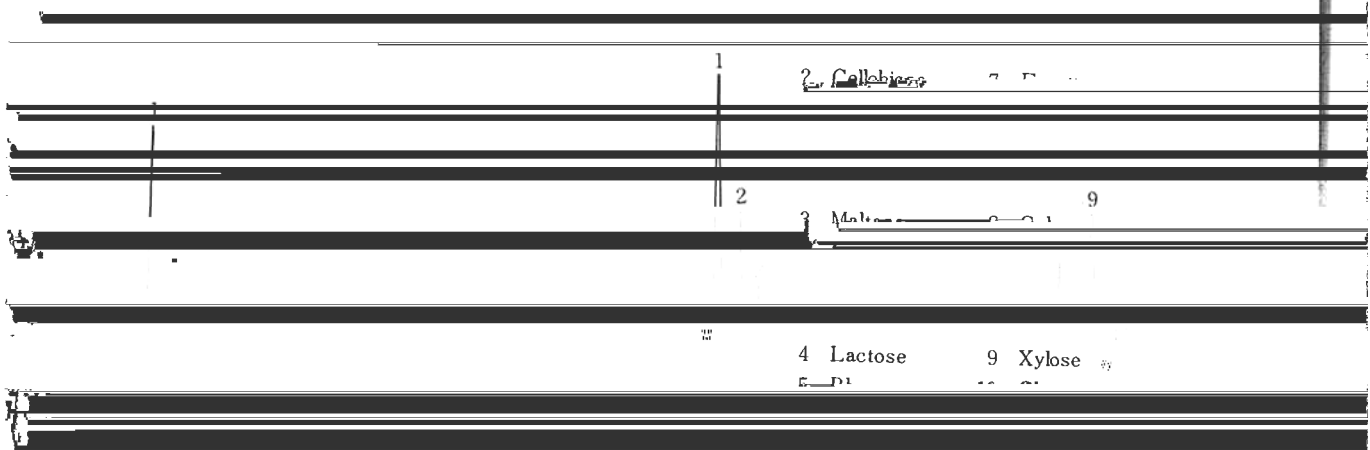


1 Sucrose 6 Maltose


2 Galactose 7 Fructose

3 Maltotriose 9

4 Lactose 9 Xylose



1 Gly-Glu



Rhamnose

D-xylose

D-fructose

D-glucose

Flow Rate 1.0 ml/min

[REDACTED]

文 献

1. 平甲美正、西野毛也、藤田、佐藤、津田、

[REDACTED]