

笠井清
津久間孝次
目録

Si(NH)₂ の熱分解機構



Kiyoshi KASAI
Koi TSUKUMA

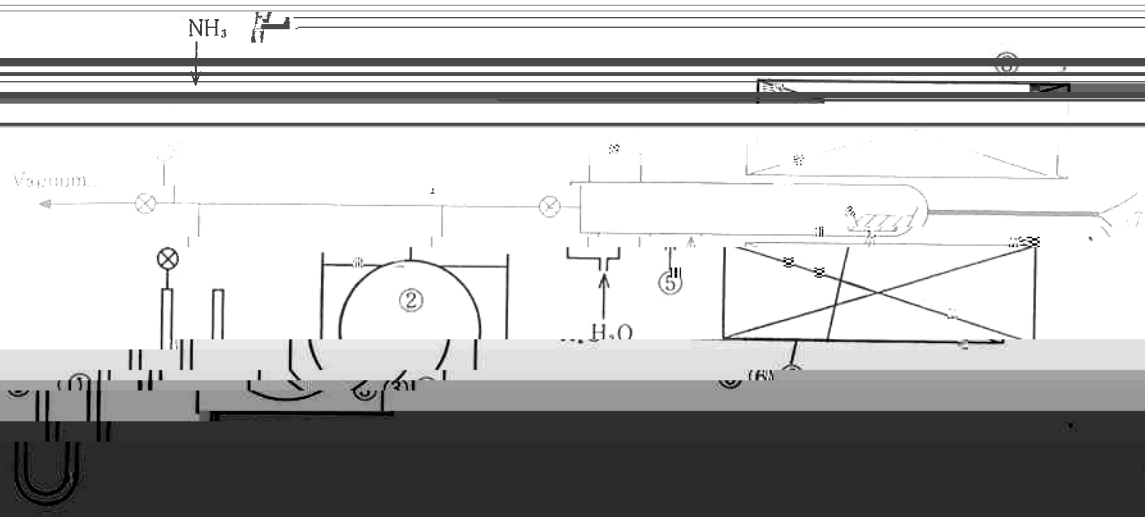
Vacuum

pump

Mill

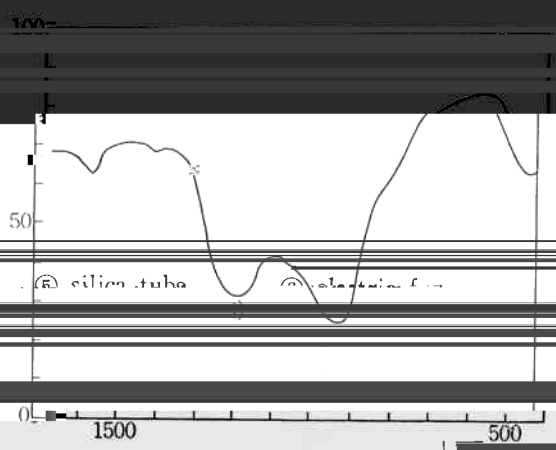
Fig. 1 Apparatus

For results see page 1000



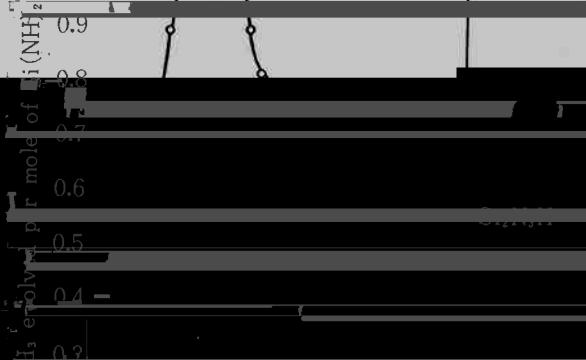
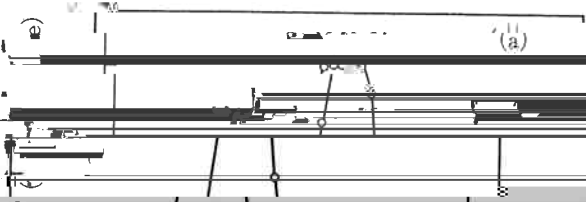
(4) 比表面积测定

(2) flask (1.5 l)




(R) silica tube


(C) catalyst bed



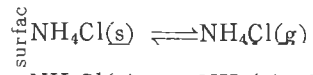
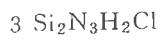
随分で遅くは日ル間から消滅するに付入の量が減少する



400°C 以下で



400°C 以下で



stallini

pe




Fig. 9 X-ray diffraction pattern for Si_3N_4



Table 1 Mass spectrometric analysis of Si_3N_4

Wave number (cm⁻¹)

- (B) Powder 2, calcined at 1200°C
- (C) Powder 3, calcined at 1300°C




Fig. 11 (C)


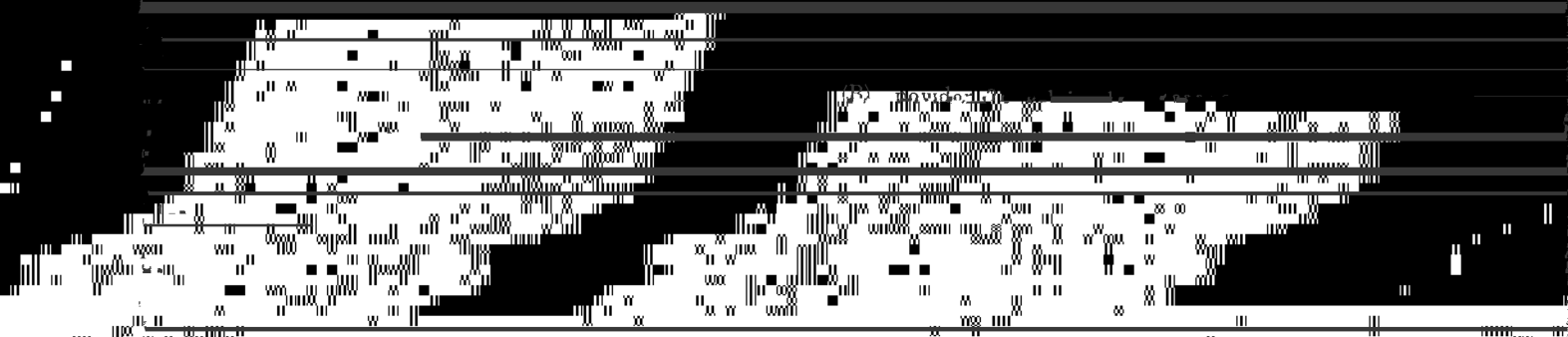


Fig. 11 (D)



(C) powder 4: calcined at 1400°C

(D) powder 5: calcined at 1400°C