



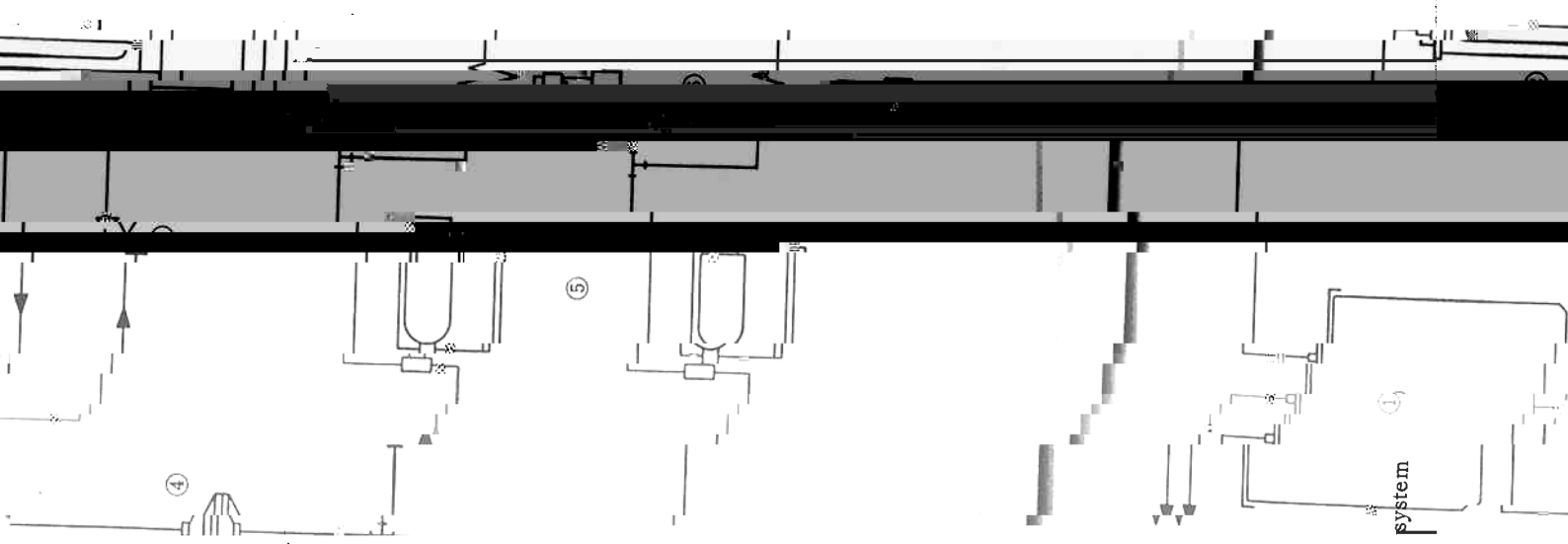
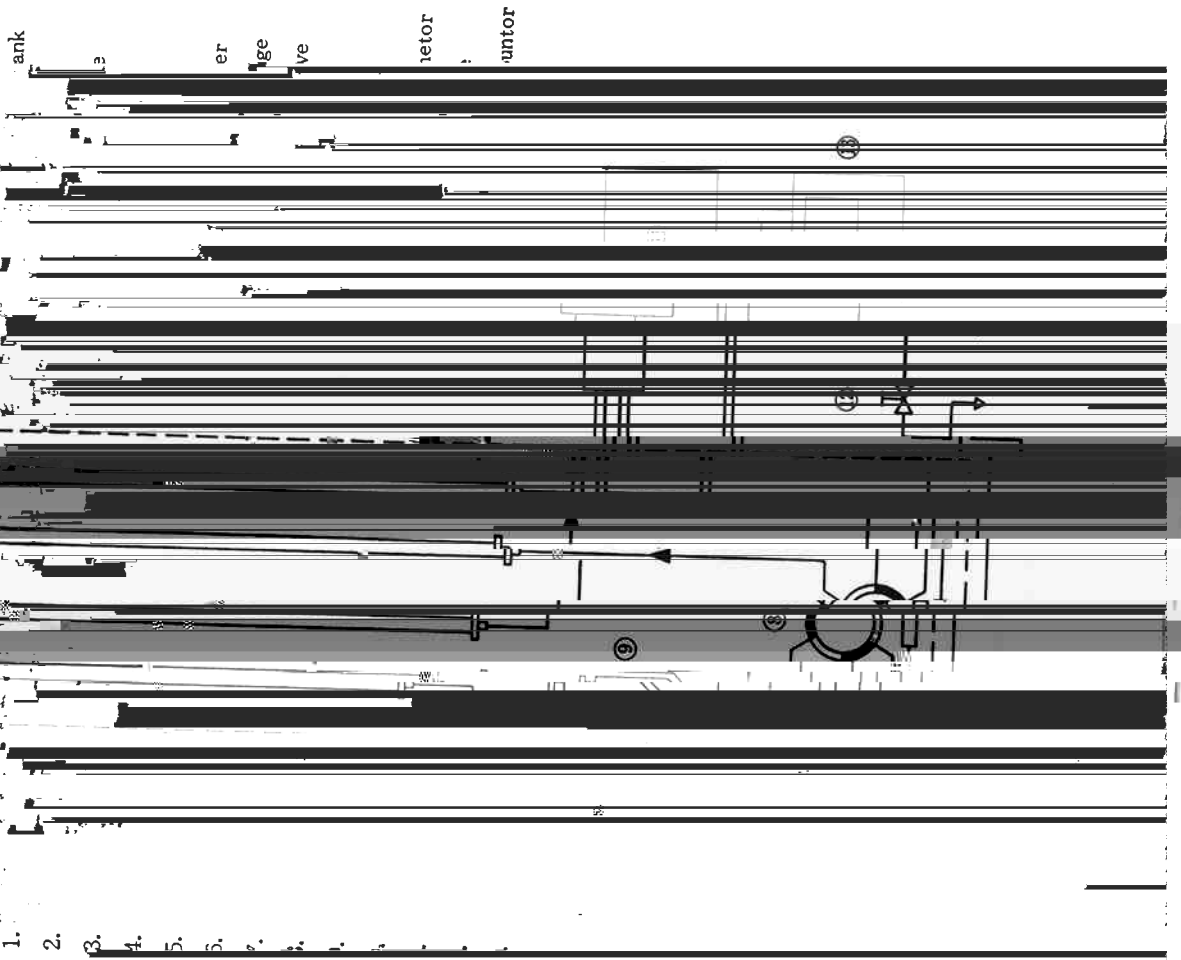


測定に使用される試料は、あらかじめ試料を抽出し、

測定完了後、試料を回収し、

測定結果は、コンピュータに接続し、

機上にて高速液体クロマトグラフ HLC-801 を発売、



Schematic diagram of the GPC system






Fig. 3 Liquid part of controlled volumetric pump



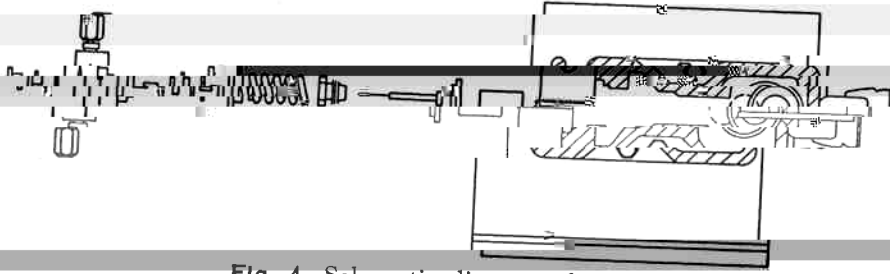



Fig. 1



E

DELAY



Column

INJECT

Accum 6.9

12.8kg/cm<sup>2</sup>


Recorder range 10mV/f.s

(7) 1000-10

Comparator



Pump

Display



Sample

### 10 Heating box




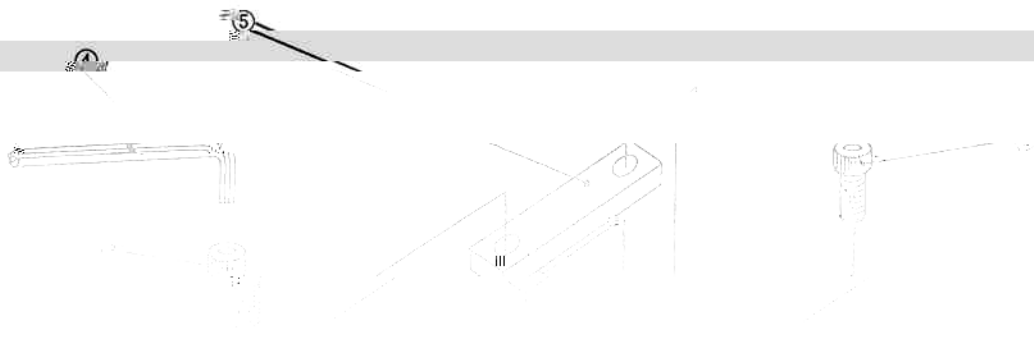






Fig. 15 Schematic

Fig. 10. C-1. *Diagram of a cell assembly with numbered callouts 1 through 9.*



- 1. Heat exchanger
- 2. Fan screw
- 3. Prism screw
- 4. Wrench
- 5. Cell clamp
- 6. Prism
- 7. Cell gasket
- 8. Cell plate
- 9. Support

Fig. 10. C-1. *Diagram of a cell assembly with numbered callouts 1 through 9.*




照射量は同じでなく一つの波長間の長さを


て表われる。

Fig. 16 の熱交換機 (T-1)

minex 1000  
detection

3	
4	
5	Range
6	Drift
7	Temp. seting
	Power
	Recorder

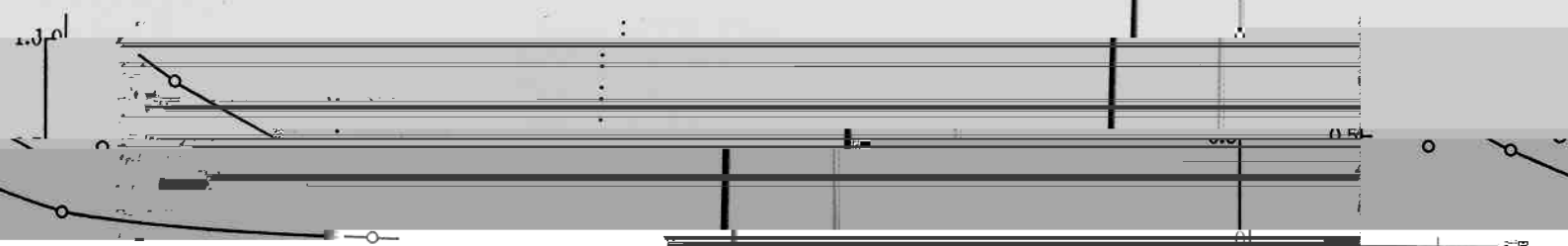
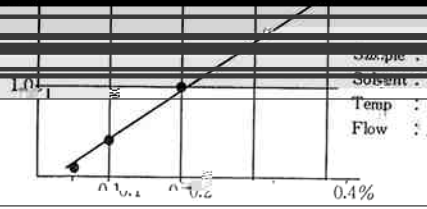




OSC  
Function D      Function I

Fig. 20 Temperature controlling electro...

であった。



=

1

100 $\mu$ l

135 $^{\circ}$ C  
0mV

e  
e  
se  
d





[Redacted text block]

[Redacted text block]