

各種システム制御理論の応用モデル

富田 昇

長尾 健

各種システム制御理論の応用モデル

Applications of Some Process Dynamics Determination Model

各種システム制御理論の応用モデル

Noboru Tomita

Ken-ichi Nagava




Fig. 2 The regular selection...

$x_{1,1}, x_{2,1}, \dots, x_{m,1}, x_{1,2}, x_{2,2}, \dots, x_{m,2}$
 $y_{1,1}, y_{2,1}, \dots, y_{m,1}, y_{1,2}, y_{2,2}, \dots, y_{m,2}$



$$x_j = \alpha_j + \beta_j \sum_{i=m-j+1}^m y_i \quad (9)$$



Fig. 5. Crosscorrelation function of the



Fig. 7. Crosscorrelation function of a



by the equation (6)

Fig. 19 Autocorrelation function of η






Fig. 13 A

by eq. (1)

Fig. 16 A

Bode diagram of eq. (1)






Fig. 19 A Bode diagram calculated by 6820



date of 2 months 1 M


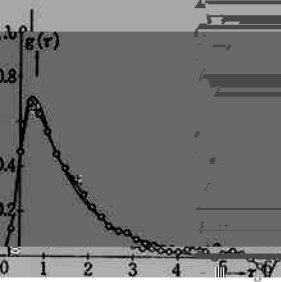
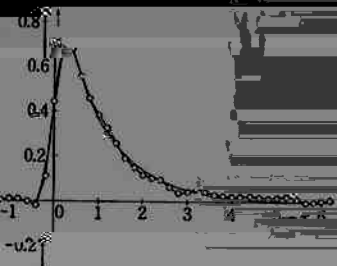


Fig. 21 Impulse response

data of 2 periods

Fig. 21 Calculated impulse response
 $\delta = \Delta/40$

calculated by 1240
 of M. M. Gorjan



$\delta = \Delta/20$

-0.2


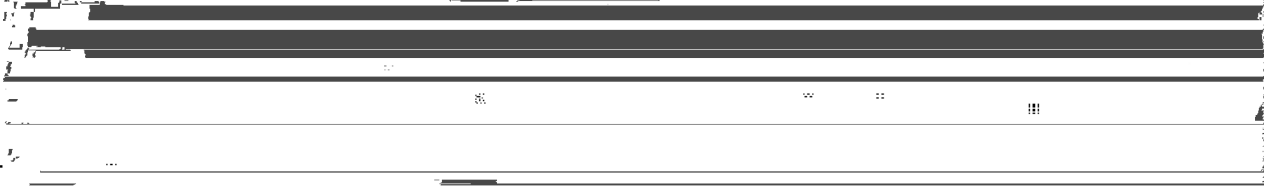


Fig. 30 - A Bode diagram of

