

修
德

勇

植 村 勝
小 坂 淳 郎

Table 1 Sample Characteristics

| | | | |
|---|------|--------|------|
| A | 25.2 | 0.9548 | 31.0 |
| B | 4.0 | 0.9483 | 25.7 |
| C | 1.7 | 0.9401 | 19.0 |
| D | 21.8 | 0.9387 | 17.1 |

Co.

0.9363 15.5

1.6

3.8 0.9503 26.6

E


F

G

3.0 0.9381 14.2

Table 1

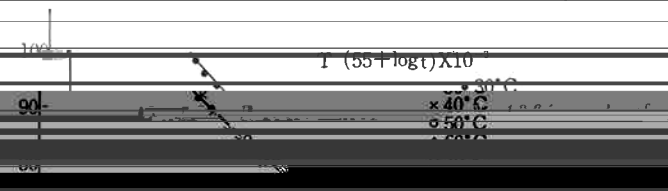
30°C



(2)

Stress

M
L
K



由一子、你、出、也、

正、形、具、时、间、曲、线、图、

Stress (kg/cm²)





Fig. 4 Relationship between

content of resins and creep properties
(stress = 10%)



Brit.

[Redacted text]

5) J. E. Sinclair and J. W. Edgmond; *J. Appl*

Polymer 12, 600 (1969)

[Redacted text]

[Redacted text]

[Redacted text]

14, No.1 40 (1970)

[Redacted text]

8) 山田 爾田・“材料誌” 11 562 (1969)

[Redacted text]