

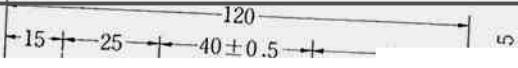
三
昭
勝

勇次郎

任 座 席

1 史 記 が 去

小 坂



第二期クリープ部分の拡大図

Fig. 1 Test Specimen

り)

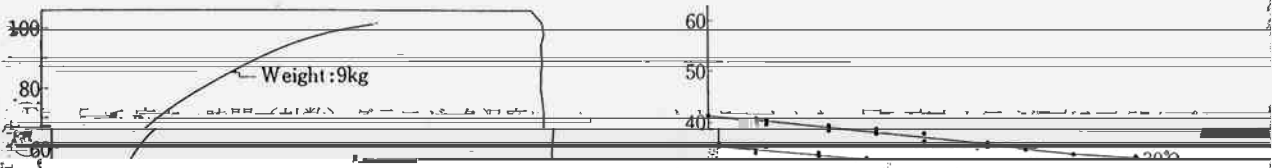


Figure 1. The ...

Figure 2. The ...

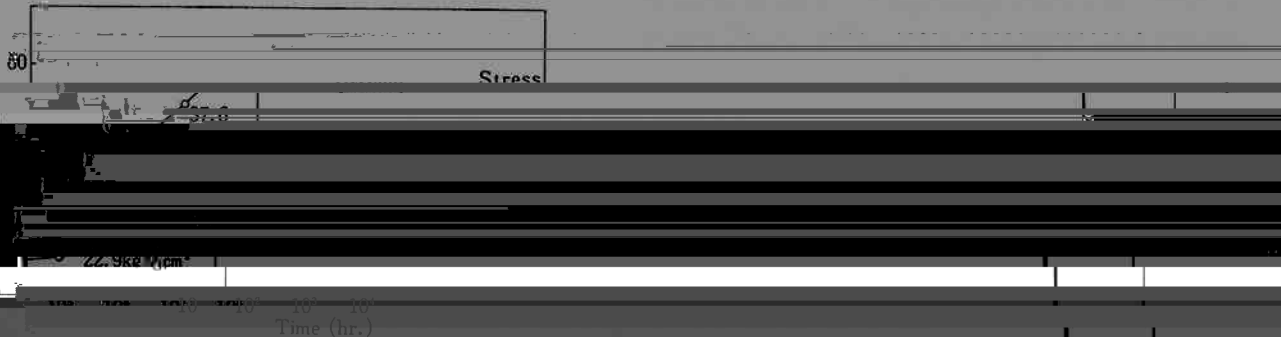
Figure 3. The ...

Figure 4. The ...

Figure 5. The ...

Figure 6. The ...





PE-A



PE-A CURVES RELATED TO FIG. 6

0.9350

25	0.9150	0.9200	0.9250	0.9300
30				
35				