


[REDACTED]

[REDACTED]

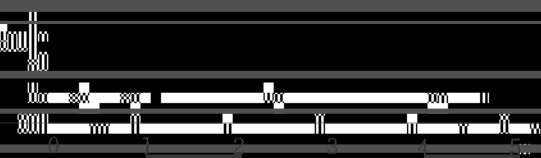
1. 生えがき

1211222 (詩花社如ノ山 山 山 山 山 山 山)


山 山 山



完全な吸光度の比較のグラフ



150 mμ での吸光度の比較



Uranyl ion
concn. of TOPO = 1×10^{-2} mol/l

concn. of H^+ = 1 mol/l

concn. of oxidant = 5%

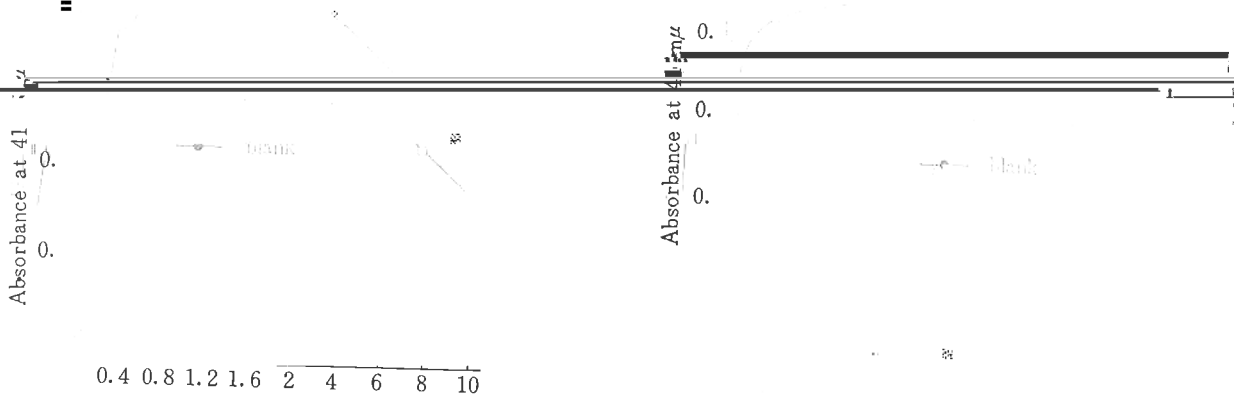


Fig. 2 DBMK

Effect of concn of DBM

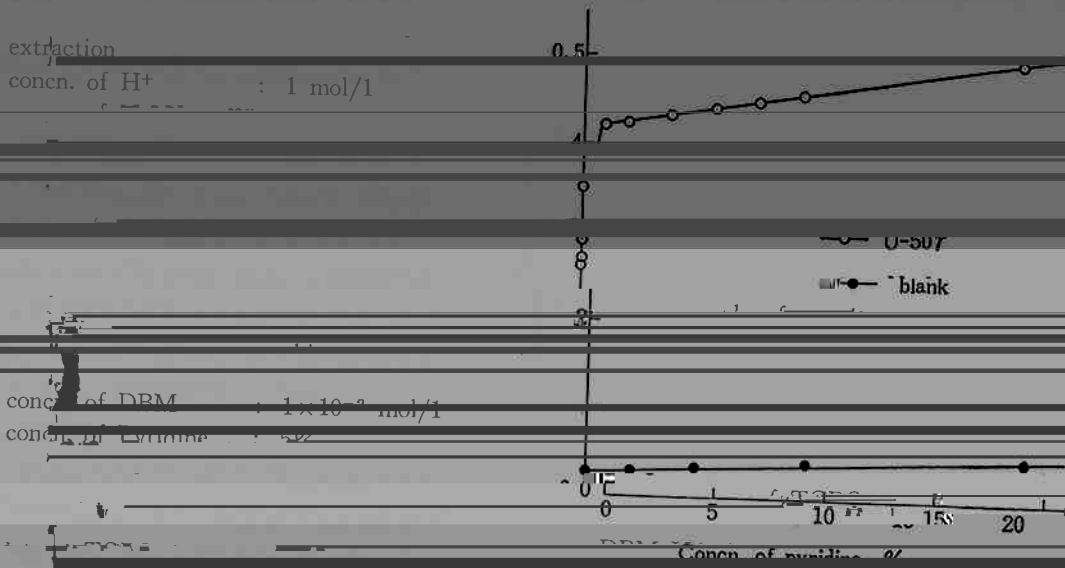
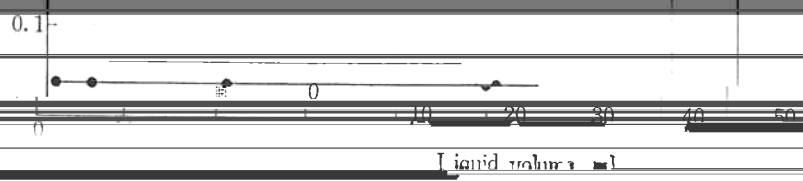
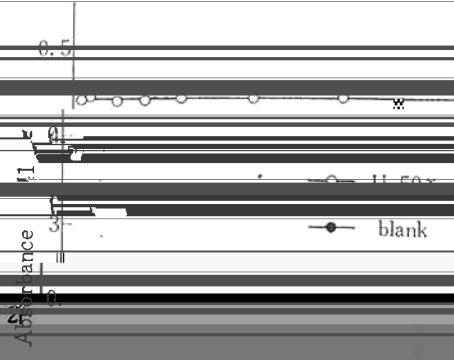



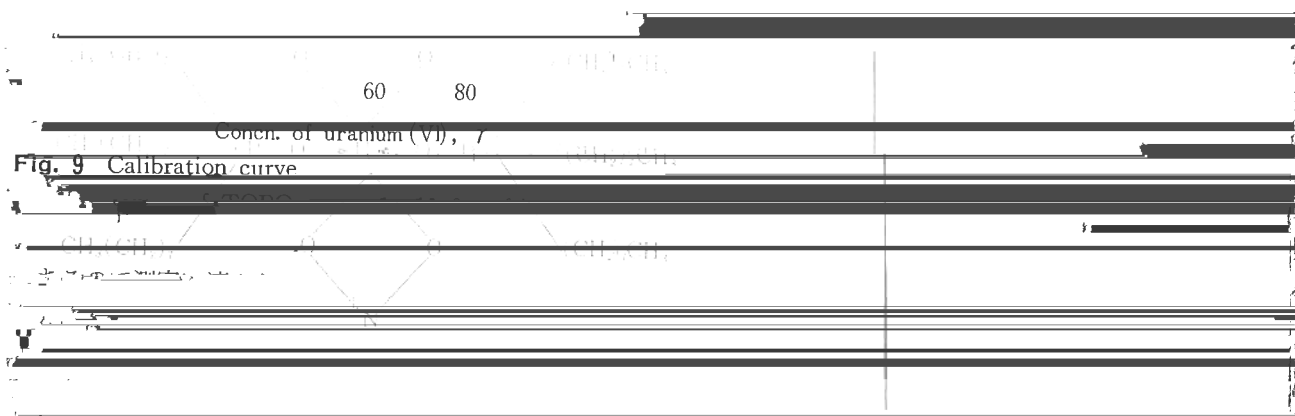

Fig. 3 Effect of DBM

concn. of H⁺ : 1 mol/l



上昇するけれども、その割合はゆるやかなのであり、面白。








Fig. 1 Continuous variation plots

U(VI)+DBM ; 4.0×10^{-4} mol/l
Reference ; ethyl alcohol

| | | |
|---------|----|---|
| Ce(III) | 4 | 0 |
| Rf(IV) | 4 | 0 |
| Hg(II) | 40 | 0 |

| | | |
|--------|----|----|
| Mo(VI) | 2 | 2 |
| | 5 | 18 |
| | 10 | 41 |

80+ion exch. 0

| | |
|-----|----|
| 0.2 | 6 |
| 0.5 | 20 |
| 1 | 38 |

2+ion exch. 0

| | |
|---|-----|
| 1 | 83 |
| 2 | 130 |

Zr(IV) 0.4 62

4+ion exch. 0

Ion

Detected

| Element | Al | Ca | Si | C | Mn | P | | |
|----------------|----|----|----|---|----|---|---|---|
| Phosphate rock | ## | ## | + | - | + | + | - | + |

% in phos

0.5

phate rock

Sample

①

[REDACTED]

[REDACTED]

dissolution

solution

extraction

[REDACTED] recovery of solvent

[REDACTED]

phosphoric acid

[REDACTED]